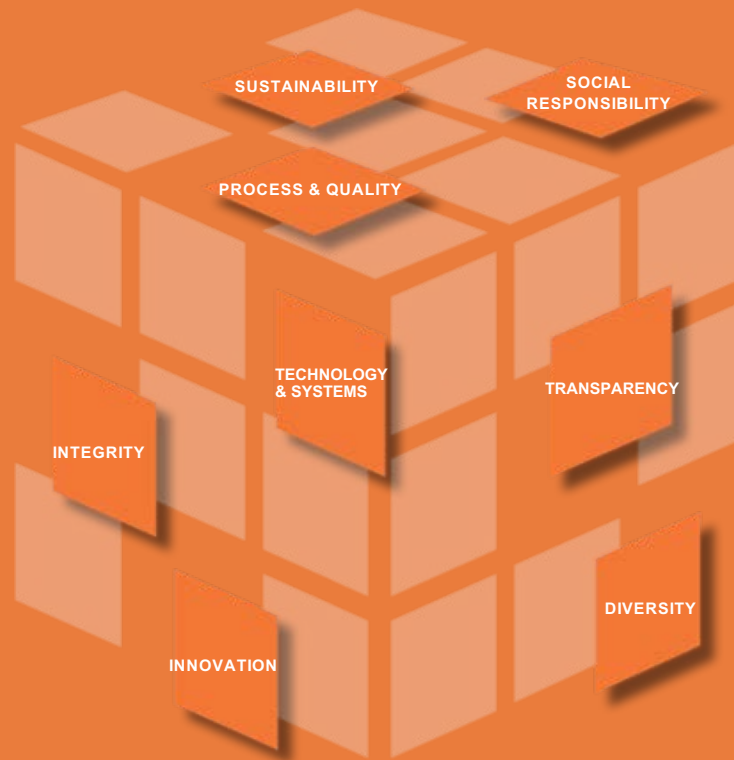


Near Miss Reporting



Provide knowledge on:

- Definition of Near Miss
- At Risk Behaviors
- Identifying Near Misses

OSHA defines a **near miss** as an incident in which no property was damaged and no personal injury was sustained, but where, given a slight shift in time or position, damage or injury easily could have occurred.

Any behavior or act that may jeopardize the safety of an individual, or group. This type of behavior bypasses or ignores safety protocols and procedures for expediency which increases the possibilities of an incident.

Ignoring established JSAs developed for work tasks would be described as an at risk behavior.





- May not have enough experience to recognize a hazard
- Long-time employee could become complacent and inattentive

Statistic tell us for every 300 Near Misses there is one serious injury

The essential fact to remember is that any “near miss” can result in personal injury or property damage or both.



What are At-Risk Behaviors?

Unsafe workplace conditions: (Check all that apply)

| | | |
|---|---|---|
| <input type="checkbox"/> Inadequate guard | <input type="checkbox"/> Unguarded hazard | <input type="checkbox"/> Safety device is defective |
| <input type="checkbox"/> Tool or equipment defective | <input type="checkbox"/> Workstation layout is hazardous | <input type="checkbox"/> Unsafe lighting |
| <input type="checkbox"/> Unsafe ventilation | <input type="checkbox"/> Lack of needed personal protective equipment | <input type="checkbox"/> Lack of needed personal protective equipment |
| <input type="checkbox"/> Lack of needed personal protective equipment | <input type="checkbox"/> Unsafe clothing | <input type="checkbox"/> No training or insufficient training |
| Inadequate Housekeeping | | |

Unsafe acts by people: (Check all that apply)

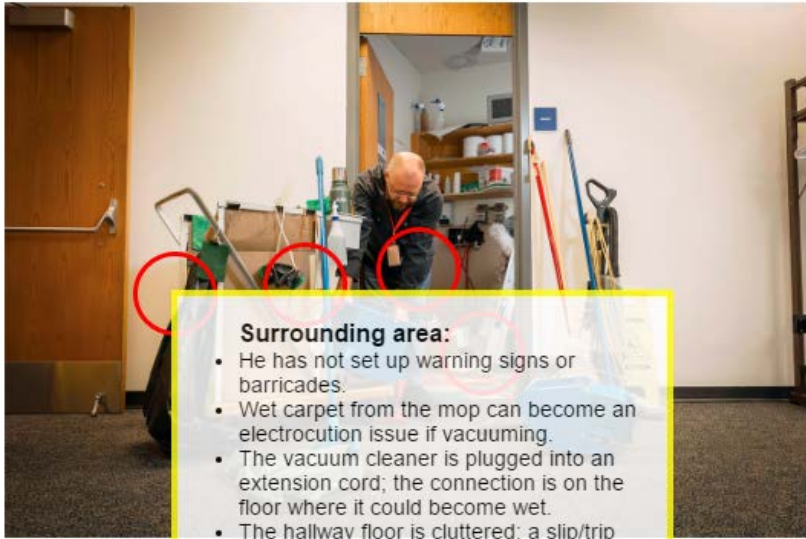
| | | |
|--|---|--|
| <input type="checkbox"/> Operating without permission | <input type="checkbox"/> Operating at unsafe speed | <input type="checkbox"/> Servicing equipment that has power to it. |
| <input type="checkbox"/> Making a safety device inoperative | <input type="checkbox"/> Using defective equipment | <input type="checkbox"/> Using equipment in unapproved way |
| <input type="checkbox"/> Unsafe lifting by hand | <input type="checkbox"/> Taking an unsafe position or posture | <input type="checkbox"/> Distraction, teasing, horseplay |
| <input type="checkbox"/> Failure to wear personal protective equipment | <input type="checkbox"/> Failure to use the available equipment / tools | <input type="checkbox"/> Other: _____ |



How many near misses are there?

What do you see?

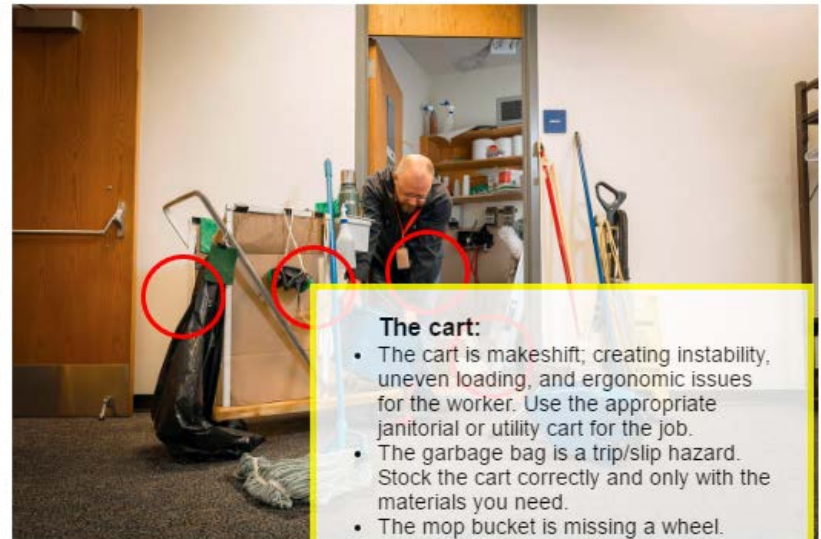
Check out the answer key for this **WorkSafeBC Photo Challenge** to see how you did. **Touch the circles** for a description of a hazard or dangerous work habit.



Surrounding area:

- He has not set up warning signs or barricades.
- Wet carpet from the mop can become an electrocution issue if vacuuming.
- The vacuum cleaner is plugged into an extension cord; the connection is on the floor where it could become wet.
- The hallway floor is cluttered; a slip/trip hazard.
- The fire door should not be held open with an elephant foot but an electronic/magnetic safety door stopper.

Check out the answer key for this **WorkSafeBC Photo Challenge** to see how you did. **Touch the circles** for a description of a hazard or dangerous work habit.



The cart:

- The cart is makeshift; creating instability, uneven loading, and ergonomic issues for the worker. Use the appropriate janitorial or utility cart for the job.
- The garbage bag is a trip/slip hazard. Stock the cart correctly and only with the materials you need.
- The mop bucket is missing a wheel. Ensure your equipment is properly maintained.
- The mask and goggles do not have proper straps and will not seal properly onto the worker's face. They could become contaminated while hanging on the cart. The respirator cartridges should be stored in an airtight container until used.

WORK SAFE BC

What do you see?

Check out the answer key for this **WorkSafeBC Photo Challenge** to see how you did. **Touch the circles** for a description of a hazard of dangerous work habit.



The worker:

- He is not wearing any personal protective equipment. Wear the required PPE for the job you are doing.
- He is using an improper grip/weak grip force. He isn't bending his knees when lifting; body is off to the side. Improper lifting/carrying increases the risk of back injuries. Bend with your knees and keep your back straight.

Check out the answer key for this **WorkSafeBC Photo Challenge** to see how you did. **Touch the circles** for a description of a hazard of dangerous work habit.



Poor housekeeping:

- Clutter, unsecured equipment, and extension cords on the floor are a slip/trip hazard. They are also blocking the path to the floor sink.
- The dusty airvent causes reduced air flow and impedes its ability to exhaust chemical off-gases.
- The light is missing a bulb and diffuser shield. The fluorescent tube can be easily broken. Ensure the work area is properly lit.
- Ensure bottles and chemical containers have WHMIS labels.
- The items on the shelves are unstable and could easily fall off.
- There is a watermark/mould on the ceiling next to the light fixture.

- Reduces Incidents
- Creates Awareness Behavior
- Meet client expectations on multi-employer sites
- Creates a continuous Improvement process to drive better operational excellence

Unsafe conditions or unsafe acts

an unplanned event that did not result in injury, illness, or damage – but had the potential to do so

Creates continuous improvement and awareness behavior to improve operational excellence

At Risk Behavior

Near Miss

Root Cause Analysis

You will find additional related information on this and other education materials in the BEST™ website

- Policy
- Compliance
- Processes & Procedures
- Site Specific Requirements

Congratulations, you have completed the
Near Miss Reporting module.
Click [here](#) to take the final quiz.